



# Metrotile steel roof tile elements

Lightweight roofing for housing  
and chalet construction

**bouwimpex**

# Metrotile steel roof tile elements

## Metrotile steel roof tile elements:

- Metrotile Bond
- Metrotile Shingle
- Metrotile Viksen
- Metrotile Roman
- Metrotile Mistral



# Bouwimpex - Metrotile

Metrotile Europe is an innovative manufacturer of lightweight steel roofing materials for the market in Europe, the Middle East and Africa.

Metrotile owes its international success to its strong product concept: light steel roofing products available in a variety of designs and colours. With an efficient manufacturing process and excellent personal contacts, Metrotile is highly regarded.

For years there has been an intensive collaboration between Bouwimpex and Metrotile Europe. Bouwimpex is the exclusive partner for these roofing products in the Dutch market. In this brochure you will find everything we can offer you in the field of steel roofing-tile elements.

Do you have additional questions, or would you like more (technical) information? Please contact us, we will be happy to provide you with more details.

## High-quality product

Metrotile steel roof tiles are manufactured from a profiled steel core panel and are fitted with a 55% aluminium/zinc (Aluzinc®) protective layer on both sides. The elements are cut to size, pressed into the desired model and then fitted with a real natural stone granulate, providing even better protection against the weather. Naturally, a full range of accessories is available for the Metrotile steel roof tile system.

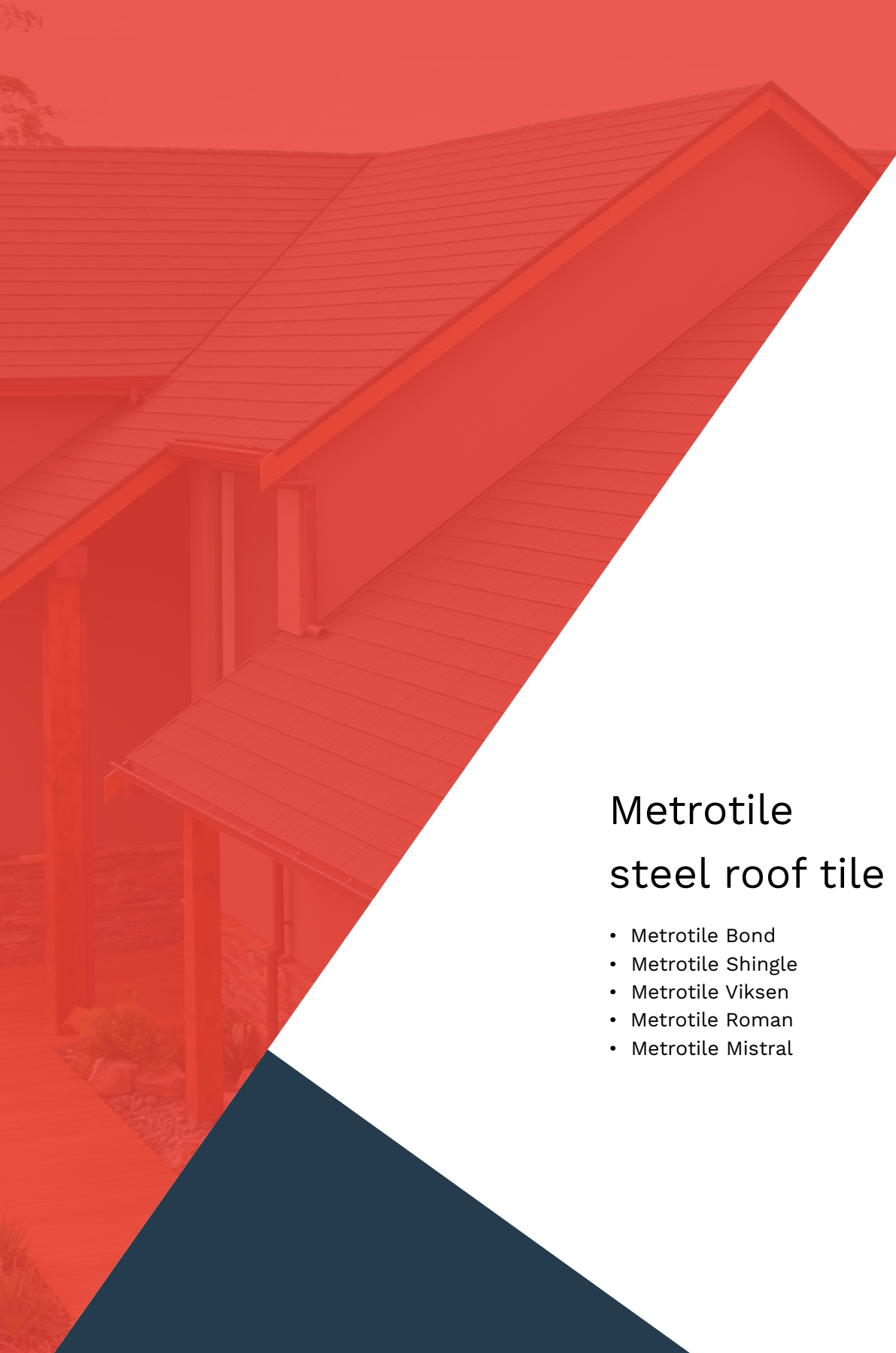
## Lightweight and stormproof

A roof fitted with the Metrotile roof tile system weighs only a fraction of a traditional roof with ceramic tiles and is therefore ideally suited to applications where a light substructure is already present or required.

For example, it is possible, when renovating, to mount over a roof construction in a quick and efficient way. In this case, the old, existing roofing can simply remain in place. This constitutes a considerable saving of time and money!



# Metrotile steel roof tile elements



## Metrotile steel roof tile elements:

- Metrotile Bond
- Metrotile Shingle
- Metrotile Viksen
- Metrotile Roman
- Metrotile Mistral



# Applications


Metrotile steel roof tile elements are used in both new construction and renovation in commercial and residential construction. Partly due to their low weight, the elements are also ideally suited as roofing material in chalet construction and the recreation sector. The Metrotile roof tile elements are typically used for slightly sloping roofs. This lightweight roof system is also often used in the renovation of a flat to a sloping roof.

## Warranty

As the manufacturer has more than 50 years of global experience in production and installation, under all climatic conditions, a water-tight guarantee of 30 years is given on various Metrotile roof tile elements.

## Easy installation!

Did you know that Bouwimpex can also arrange installation for you? Through close collaboration with assembly specialists, we can make you an interesting offer. Bouwimpex can take the entire roof project off your hands!





## Metrotile Bond

### Technical details

Minimum roof pitch	10°
Maximum roof pitch	90°
Panel size	1330 x 415 mm
Panel size (working)	1270 x 370 mm
Steel thickness	0,41 mm (standard)
Weight per m <sup>2</sup>	6,4 kg (3 kg per panel)
Usable surface	0,47 m <sup>2</sup>
Number of elements per m <sup>2</sup>	2,13 units



lightweight



durable



stable



strong



fire-resistant



# Classic look combined with durability

A traditional roof with the additional advantages of steel roof tiles. This - most popular - beautiful roof tile is indistinguishable from a real classic roof tile. The Bond panels can be installed quickly, easily and securely-mounted thanks to their design. This ensures optimal durability, wind resistance and protection against other extreme weather conditions.

The Bond is pressed from steel with a high-quality anti-corrosion coating. The tile is profiled in an 8-tile roof element; creating a beautiful, classic design. To give the elements extra protection and a visually attractive appearance, a layer of real natural stone granulate is applied. Thanks to the numerous colours available, you can perfectly match your roof to the shades of the environment or the rest of the house.

In addition to the standard granulate version, the Metrotile Bond is available in a smooth matt or high-gloss version. This prestigious line is also available in various colours.

Metrotile Bond roof tile elements are suitable for both new construction and renovation projects in commercial and residential construction. This includes sloping roofs, needing to be fitted with a light (truss) construction. This lightweight roof system is also often used for the renovation of flat roofs to sloping constructions. Due to their light weight, the elements are often used in the recreation sector and chalet construction. A roof fitted with Metrotile Bond roof tile elements weighs only 7 kg/m<sup>2</sup>.



## Standard colours



## Prestige matt colours



## Prestige high-gloss colours



Various colours on request.





## Metrotile Shingle

### Technical details

Minimum roof pitch	16°
Maximum roof pitch	90°
Panel size	1345 x 295 mm
Panel size (working)	1245 x 250 mm
Steel thickness	0,45 mm (standard)
Weight per m <sup>2</sup>	6,4 kg (2 kg per panel)
Usable surface	0,31 m <sup>2</sup>
Number of elements per m <sup>2</sup>	3,21 units



lightweight



durable



stable



strong



fire-resistant

# Sleek and timeless appearance

Shingle roof elements have been developed as an alternative to traditional flat shingles and slates. This well thought out product has a unique assembly system, without visible fixings.


Metrotile Shingle elements have a low weight, and their handy dimensions ensure quick and easy installation. The elements are easy to process and cut and are basically laid in the same way as a laminate floor. In this way, residual pieces are kept to a minimum.

The smart interlock system ensures that the elements click easily into each other and are correctly and stably connected with each other. This ensures a wind- and storm-proof roof solution. This unique mounting system also has a major optical advantage: the Metrotile Shingles are fixed without visible fittings.


In the Netherlands and Belgium this system is commonly used for the so-called roof-over-roof system, where the original roofing remains in place. This often consists of slates, roofing or shingles. Thanks to the use of the Metrotile Shingle, the character of the house is preserved.




## Standard colours



RED-BROWN



BLACK-BROWN



BROWN-BLACK

Various colours on request.





## Metrotile Viksen

### Technical details

Minimum roof pitch	15°
Maximum roof pitch	90°
Panel size	1325 x 430 mm
Panel size (working)	1260 x 370 mm
Steel thickness	0,45 mm (standard)
Weight per m <sup>2</sup>	6,4 kg (3 kg per panel)
Usable surface	0,47 m <sup>2</sup>
Number of elements per m <sup>2</sup>	2,15 units



lightweight



durable



stable



strong



fire-resistant



# Rustic roof tiles of high-quality steel

The Viksen was inspired by the unique architectural style of the old Vikings. They built their houses and other buildings entirely from wood and often used planks as roofing material.

The Metrotile Viksen elements are produced from high-quality Aluzinc® coated steel, so there is no chance of corrosion. The roof tiles have a high-quality finish in stone granulate. This ensures optimal protection of the house. The pattern of the Vikings has been preserved as far as possible, and this gives each building its own rustic character.


Because of their high-quality properties, Metrotile Viksen roof elements are the best alternative to bitumen shingles: a steel roof tile profiled in the form of a traditional bitumen shingle, but without the recognised drawbacks, such as high flammability and a shorter life span.

Viksen roof elements are available in 3 standard colours and can be individually provided with so-called spot colours. This creates a unique and original effect, and each roof can be individually designed.

The standard colours are Torino (coal grey), Sparta (autumn brown) and Milano (brick red). These can be applied on request and to specific wishes. Please ask us about conditions.



## Standard colours



Various colours on request.



## Metrotile Roman

### Technical details

Minimum roof pitch	10°
Maximum roof pitch	90°
Panel size	1290 x 415 mm
Panel size (working)	1215 x 370 mm
Steel thickness	0,45 mm (standard)
Weight per m <sup>2</sup>	6,6 kg (3 kg per panel)
Usable surface	0,45 m <sup>2</sup>
Number of elements per m <sup>2</sup>	2,22 units



lightweight



durable



stable



strong



fire-resistant



# Lightweight with a Mediterranean touch



The Roman roof panels have an exclusive, Mediterranean appearance and give your house an authentic southern touch. Metrotile is the only manufacturer that offers a steel roof tile with such a shape and pronounced profile. A steel core with a zinc-aluminium (or equivalent) coating and a high-quality finish in stone granulate ensures optimal protection of the house or other building.

Just like the entire Metrotile roof product range, the Metrotile Roman roofing elements are also very suitable for applications in renovation and new construction projects where a light substructure is present. The elements only weigh 6.4 kg/m<sup>2</sup>, so you can easily install them yourself. Naturally, we would also be pleased to provide you with information regarding our installation possibilities by specialised roofers.

This type of tile is increasingly used in countries where the negative influences of the climate must be taken into account when roofing is considered. 30-year watertight warranty on the Metrotile Roman elements. The Roman is available in a wide range of colours.



## Standard colours



Various colours on request.





## Metrotile Mistral

### Technical details

Minimum roof pitch	10°
Maximum roof pitch	90°
Panel size	1310 x 420 mm
Panel size (working)	1235 x 370 mm
Steel thickness	0,45 mm (standard)
Weight per m <sup>2</sup>	6,5 kg (3 kg per panel)
Usable surface	0,46 m <sup>2</sup>
Number of elements per m <sup>2</sup>	2,18 units



lightweight



durable



stable



strong



fire-resistant



# Steel roof tile element for traditional Dutch roofs


The appearance of a traditional Dutch roof, combined with the additional advantages of a steel roof. The Metrotile Mistral is a granulated, lightweight, seven tile roof tile element. The steel roof tile is made of high-quality Aluzinc®, so there is no chance of corrosion. Ideal for all new construction and renovation projects with lightweight roofing.

Thanks to the lowered bottom and raised top, the Mistral elements can be placed as overlapping shingles and therefore close tightly together. This ensures excellent durability and protection against extreme weather conditions.

The Mistral roof tiles are available in granulated or smooth versions. Thanks to the extensive colour range, this panel fits perfectly with any facade colour.



## Standard colours




COFFEE



TERRACOTTA



SCARLET



PANTHER BLACK

## Prestige matt colours



BLACK

## Prestige high-gloss colours



BORDEAUX



BLACK

Various colours on request.



Metrotile  
accessoires



# Metrotile accessoires

With all these accessories there is a solution for every detail.



Round ridge 1-module



Round ridge 3-module



End plate Round ridge




Hip tile straight



Hip tile hipped-gable roof



Ridge tile hip rafter



Standard V ridge




Facade tile L/R



Barge board



L/R Wall slab grooved




L/R Pitch base



Under ridge piece



Flate plate



Valley gutter



Mounting nails



Ventilation element  
(2-tile) roofvent



Ventilation element  
(2-tile) highvent



Duct tile  
excl. pipe





# Installationguide



# The correct steps for a sturdy roof

## **Metrotile Bond, Viksen, Roman, Mistral**

The panels connect by a 'right over left' and a 'left over right'-installation by means of the narrow overlap on the sides. The panels are mounted on roof battens with spacing of 368mm. The downward rounded off front and upward rounded reverse side of each roof tile ensure a solid and overlapping roofing material that is resistant to extreme weather conditions. Each panel is nailed at four points. The nails are affixed to the downward rounded front and by the side of the roof battens, out of the direction of water flow.

## **Metrotile Shingle**

The Shingle panels can be mounted on a flat surface or on roof battens with a spacing of 252mm (measured from the front of the roof batten to the front of the next batten).

Installation is started from the bottom right, working from right to left. The panels connect by a 'right over left' and a 'left over right'- installation, by means of the narrow overlap on the sides. Each panel is nailed into the strip above the downward rounded side into which the second row of panels is inserted. First install the lower row and start then again on the right with the remainder (whether or not cut) of the first row. After that, hook the next range of tiles along the top, in the downward rounded side of the first row. Then nail to the upper strip. Work towards the ridge.

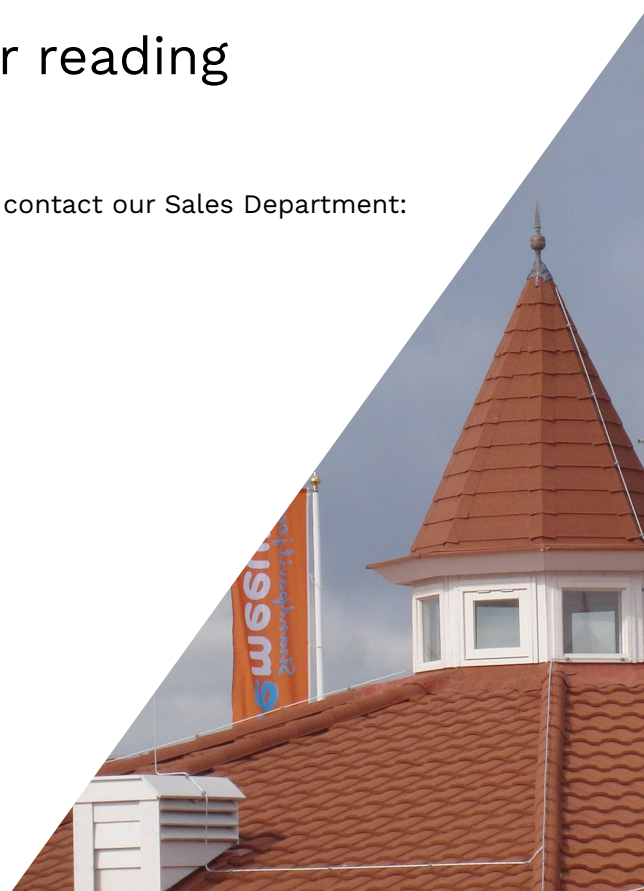
Each panel or accessory can be cut or bent depending on the shape of the roof. It is important to use the tools recommended by Bouwimpex.

## Outsourcing installation?

Did you know that Bouwimpex can also arrange the installation for you? By a close collaboration with assembly specialists, we can make you an interesting offer. Bouwimpex takes the entire roof project off your hands!

## Do you still have questions after reading this brochure?

We will be happy to provide you with more information! Please contact our Sales Department: +31 (0)342 – 420 233 or send an email to [sales@bouwimpex.nl](mailto:sales@bouwimpex.nl)



# Bouwimpex B.V.

Mercuriusweg 15A

3771 NC Barneveld

Telephone: +31 (0)342 420 233

Email address: [sales@bouwimpex.nl](mailto:sales@bouwimpex.nl)

[www.bouwimpex.nl](http://www.bouwimpex.nl)

